

Crowcon Technical Note

Document Reference: GEN055
Date: 26 June 2015

Products: Gas cylinders and regulators

Subject: Standard calibration/test gas cylinders characteristics (non-refillable), including regulator option

Cylinder specific characteristics

Cylinder size	Service Pressure	Height	Diameter
12 litre *	12 bar (175psi)	265 mm	72 mm
34 litre	34 bar (500psi)	285 mm	76 mm
60 litre	34 bar (500psi)	365 mm	90 mm
112 litre	70 bar (1000psi)	365 mm	90 mm

Common characteristics

Material

Aluminium approved to ISO 11118

Valve

Connection C10 valve (5/8"-18)

*Valve connection - screw thread (12 litres only)

* Also available with the spray top (12 litres only)

Standards

NPL, UKAS or NIST standards

Manufactured gravimetrically to ISO 6142

*Conforms to Aerosols Dispensers Directive 2008/47/EC (AAD) (12 Litre only)

Expected shelf life

Gas type	Period (34, 60 and 112 Litre)	Period (12 Litre)
Non-reactive gases	36 months	24 months
Ethanol	24 months	NA
H ₂ S, SO ₂ and 4 gas mixtures	12 months	6 months
NO, NH ₃ , HCN, ETO	12 months	NA
Cl ₂ (min 5ppm)	9 months	NA
HCl (min 5ppm)	8 months	NA
NO ₂	6 months	NA

Mixture tolerances

Minor components are certified to the following analytical tolerances:

2-20ppm +/- 10%

21-50ppm +/- 5%








51-300ppm +/- 2%



Crowcon Technical Note

Document Reference: GEN055
Date: 26 June 2015

Valve Regulator suitability

Part number	Description	Flow rate litre/min.	12L	34L	60L	112L
C03129	 Fixed flow regulator With on/off switch including, flow adaptor for use with all variations of Flamgard, TXGard and XGard detectors	0.5		✓	✓	✓
C03052	 Fixed flow regulator with on/off switch	0.5		✓	✓	✓
C03168	 Fixed flow regulator with on/off switch	1		✓	✓	✓
C03288	 Reactive gas Fixed flow regulator with on/off switch	0.5		✓	✓	✓
C02099	 Fixed flow trigger regulator	1		✓	✓	✓
C01970	 Demand flow regulator	0-1		✓	✓	✓
C03004	 Control valve regulator with flow indicator	Adjustable 0 - 1	✓			

For any further queries contact customersupport@crowcon.com

Every effort has been made to ensure the accuracy of this document at the time of printing from the manufactures datasheet. In accordance with the company's policy of continued product improvement Crowcon Detection Instruments reserves the right to make changes without notice.