
APM 155

PRESSURE

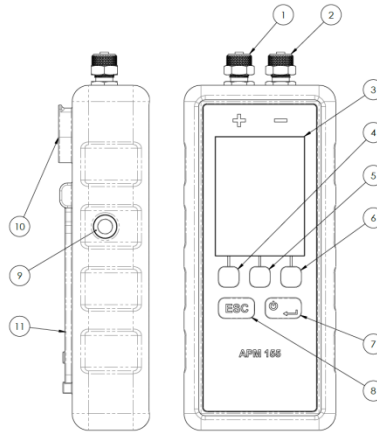
METER

CROWCON
Detecting Gas Saving Lives

OPERATING INSTRUCTIONS

Crowcon Detection Instruments
172 Brook Drive,
Milton Park,
Abingdon,
Oxfordshire OX14 4SD

Tel: 01235 557780
email: sales@crowcon.com
web: www.antonbycrowcon.com



1. Positive pressure input spigot
2. Negative pressure input spigot
3. Backlit LCD screen
4. Multi-function 1 button
5. Multi-function 2 button
6. Multi-function 3 button
7. Power / Enter button
8. Escape / Cancel button
9. Infra-red LED
10. Magnet
11. Tilt stand / hook

STANDARD ACCESSORIES

The APM 155 is supplied complete with:


- Three AA Alkaline batteries
- Operating instructions
- Protective rubber boot with stand, hook and magnet


INSTRUMENT APPLICATION

This instrument is not suitable for use with corrosive substances or cyclic hydrocarbons, e.g. motor oil, transmission fluid and Freon. To use the APM 155 with these components, isolation must be provided in the form of a buffer, such as a mineral oil or dry air.

INSTRUMENT OPERATION

ON / OFF

Press and hold  button for 0.5s to turn on.

Press and hold  button for 2s to turn off.

Default switch-off interval is 5 minutes, unless any button is activated or the pressure level is above 1 mbar or a timed test is active.

MENU STRUCTURE

Main Menu

Test Menu

Let-by / Tightness
Pressure Test
Strength Test

Units of Measurement

Settings

Auto off timeout
Back light
Key click
Report

Supervisor settings

Set date & time
Edit owner line 1
Edit owner line 2
Change Password

Stored Logs

Select a log
Find a log by number
Delete all logs

Test Menu – Let-by / Tightness

Used to carry out let-by, stabilisation and tightness test.

Durations, pass & fail controlled by user
Test can be set to monitor lapsed time or the user can set a countdown timer which alerts user when the timer expires.

2-stage exit of test so that an accidental press of the Escape button prevents the automatic termination of the test.

Data can be stored & shared.

Test Menu – Pressure Test

Used for timed pressure tests.

Durations, pass & fail controlled by user

Test can be set to monitor lapsed time or the user can set a countdown timer which alerts user when the timer expires.

2-stage exit of test so that an accidental press of the Escape button prevents the automatic termination of the test.

Data can be stored & shared.

Test Menu – Strength Test

Used for timed strength tests.

Durations, pass & fail controlled by user

Test can be set to monitor lapsed time or the user can set a countdown timer which alerts user when the timer expires.

2-stage exit of test so that an accidental press of the Escape button prevents the automatic termination of the test.

Data can be stored & shared.

Units of Measurement

Select this menu option to change the pressure units displayed on the meter.

Settings Menu – Auto off timeout

Changes the period when the unit will switch off if inactive.

Settings Menu – Backlight

Changes the brightness of the backlight. Lower settings will prolong battery life.

Settings Menu – Key Click

Enable/disable button click.

Settings Menu – Report

Change report sending option (printer, wireless or toggle).

Settings Menu – Supervisor Settings

User configurable settings. Allows setting of time and date, owner/company name and user password.

Stored Logs Menu

Search and retrieve stored logs. Allows log to be reviewed, re-printed or re-transmitted over the wireless link.

BATTERY REPLACEMENT

1. Remove the protective rubber boot by slipping it away from the bottom of the case and sliding it over the pressure spigots exposing the case back.
2. Remove the battery cover from the bottom of the case by removing the four screws.
3. Remove the three AA batteries and replace with good quality AA Alkaline batteries taking care to install them the right way round.
4. Replace the battery cover carefully making sure it is aligned properly and replace the screws. Take care not to over tighten the screws otherwise it may damage the case.

For best results and longer life always use quality alkaline batteries MN1500 or equivalent.

CAUTIONS

Exposure to silicone based products, corrosive gases, water / condensation and freezing should be avoided at all times as this will cause damage to the sensor and internal component corrosion.

This instrument should not be stored or operated outside of its operating temperature range.

Particular care must be taken not to exceed the maximum pressure ratings for the device as this may rupture the sensor membrane. This is not covered by the manufacturer's warranty.

NOTE: The differential/gauge instruments will only measure positive pressures i.e. positive pressure applied to positive port, or negative pressure applied to the negative port.

WARRANTY

This instrument is guaranteed against defects of workmanship and materials for a period of twelve months from date of invoice.

During the warranty period a defective instrument will be repaired or replaced at the discretion of the manufacturer. This warranty does not cover damage or failure due to misuse or accident. Modification, adjustment or any alteration shall void the warranty.

For any warranty claims to be considered the instrument must be returned to Anton along with proof of purchase at the senders cost.

FCC Compliance

NOTE: This equipment has been tested and found to comply with the limits for a Class A digital device, pursuant to part 15 of the FCC Rules. These limits are designed to provide reasonable protection against harmful interference when the equipment is operated in a commercial environment. This equipment generates, uses, and can radiate radio frequency energy and, if not installed and used in accordance with the instruction manual, may cause harmful interference to radio communications. Operation of this equipment in a residential area is likely to cause harmful interference in which case the user will be required to correct the interference at his own expense.

SPECIFICATIONS

Power Supply	3 x AA Alkaline Batteries
Battery Life	> 20 hours*
Duty Cycle	Continuous. Auto switch off after 5 mins.
Operating Temperature	-10 to +50 °C
Weight	395 grams including batteries
Dimensions	185 x 75 x 43 mm
Accuracy	±2% of reading

* Using recommended Industrial batteries

Units	APM 155
mbar	0.0 to +2000.0
PSI	0.000 to +29.000
mmHg	0.0 to +1500.0
mmH ₂ O	0 to +20394
mH ₂ O	0.000 to +20.394
inHg	0.00 to +59.06
inH ₂ O	0.00 to +802.9
kPa	0.00 to 200.00